

Governor's Local Issues Conference

August 2021



Crisis Management in a Pandemic Environment

Michael E. Dossett, Director
Kentucky Division of Emergency Management



Roll the Credits

THANK YOU!

TEAM 
KENTUCKY

Partnerships

- Office of the Governor
- Kentucky Division of Emergency Management
- Kentucky Department for Public Health
- Kentucky Department for Fish and Wildlife Resources
- Kentucky Division of Forestry
- Kentucky Fire Commission
- Cabinet for Health and Family Services
- Cabinet for Economic Development
- Energy and Environment Cabinet
- Kentucky Tourism, Arts, and Heritage Cabinet
- Finance and Administration Cabinet
- Kentucky National Guard
- Kentucky Board of Emergency Medical Services
- Kentucky Community Crisis Response Team
- Kentucky Public Service Commission
- Kentucky Transportation Cabinet
- Kentucky State Police
- Kentucky State Parks
- VAS Logistics Group
- Governor's Vaccine Task Force
- American Red Cross
- Gravity Diagnostics
- Kroger Health
- Wild Health
- Louisville Gas and Electric
- Local Emergency Management Offices
- Local Health Departments
- Local Law Enforcement
- Local EMS, Fire, EMA
- Many Other ESF & Private Sector Partners



State Emergency Operations Center



KENTUCKY DIVISION OF EMERGENCY MANAGEMENT



Challenges & Solutions

- Established Unified Command
- Enhanced IT Development & Data Sharing
- Transitioned to Virtual Formats
- Crisis Planning
- PPE Procurement, Warehousing, Distribution for the Last Mile
- Non-Congregate Shelter (NCS) Framework
- Alternate Care Facility
- Covid 19 Mass Testing Centers
- Vaccine Security
- Covid 19 Mass Vaccination Centers
- Fed Supported Community Vaccination Centers
- Covid Delta Variant
- Future Operations






KENTUCKY DIVISION OF EMERGENCY MANAGEMENT



Vendor Registration

KY PPE OFFER



Please complete the form below if you have any supplies or services to support Kentucky's COVID-19 response.

Vendor Information ✓

Company Name

Point of Contact Name

Job Title

- Managed by Cabinet for Economic Development
- Solicitations for PPE, Services, Contracting
- Staff Contact and Follow-up Vetting
- False/ Fraudulent Contacts
- Supply Chain Overview

| | |
|--|---------------------|
| Signapore Healthcare of McCrory Long Term Care | 8/13/2020, 1:08 PM |
| Walton Fire Protection District EMS | 8/13/2020, 9:50 AM |
| Appalachian Hospice Care, Inc Other | 8/13/2020, 8:47 AM |
| Meadowview Regional Medical Center Hospital | 8/13/2020, 8:32 AM |
| Fleming County Hospital Hospital | 8/13/2020, 8:16 AM |
| Paris Fire Department/Paris Bourbon County EMS EMS | 8/13/2020, 5:24 AM |
| Woodford Co. Health Department Other | 8/12/2020, 4:12 PM |
| Robertson County SNS Other | 8/11/2020, 2:37 PM |
| Berkley Plantation Assisted Living Long Term Care | 8/11/2020, 10:50 AM |
| Brandenburg Nursing and Rehab Long Term Care | 8/10/2020, 8:59 AM |
| Northgate Medical Group Private Healthcare | 8/7/2020, 10:16 AM |
| Breckinridge Memorial Hospital Hospital | 7/27/2020, 3:30 PM |

Data Sharing

Face Shields on hand

372,253

based on most recent report

Droplet-Surgical Masks on Hand

7,248,939

based on most recent report

N95 Masks on Hand

1,364,974

based on most recent report

Gloves on Hand

38,417,024

based on most recent report

Coveralls on Hand

34,685

based on most recent report

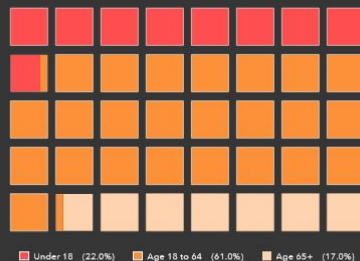
Gowns on Hand

1,938,964

based on most recent report

| LANGUAGE (ACS) | Age 5-17 | 18-64 | Age 65+ | Total |
|---|----------|-----------|---------|-----------|
| English Only | 689,840 | 2,571,833 | 676,878 | 3,937,644 |
| Spanish | 25,812 | 86,754 | 4,827 | 111,393 |
| Spanish & English Well | 23,902 | 57,455 | 3,621 | 84,978 |
| Spanish & English Not Well | 1,661 | 17,520 | 712 | 19,893 |
| Indo-European | 10,674 | 41,346 | 6,266 | 58,399 |
| Indo-European & English Well | 9,782 | 37,409 | 5,372 | 52,763 |
| Indo-European & English Not Well | 723 | 2,982 | 560 | 4,265 |
| Asian-Pacific Island | 5,981 | 27,588 | 3,196 | 36,765 |
| Asian-Pacific Island & English Well | 5,320 | 21,899 | 2,033 | 29,246 |
| Asian-Pacific Island & English Not Well | 661 | 4,706 | 751 | 6,118 |
| Other Language | 5,572 | 18,432 | 647 | 21,651 |
| Other Language & English Well | 5,161 | 12,765 | 532 | 18,458 |
| Other Language & English Not Well | 402 | 2,107 | 71 | 2,580 |

POPULATION BY AGE



CORONAVIRUS PLANNING REPORT

State of Kentucky

4,582,010

Population

2.46

Avg Size Household

1,811,572

Households

39.7

Median Age

\$49,381

Median Household Income

\$149,277

Median Home Value

161

Housing Affordability

86%

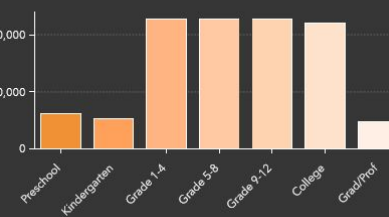
Internet at Home

POPULATION AND POVERTY STATUS (ACS)

Total

| | |
|--|-----------|
| Population for whom Poverty Status is Determined | 4,302,315 |
| Income to Poverty Ratio <0.50 | 334,537 |
| Income to Poverty Ratio 0.50-0.99 | 437,543 |
| Income to Poverty Ratio 1.00-1.24 | 217,239 |
| Income to Poverty Ratio 1.25-1.49 | 213,552 |
| Income to Poverty Ratio 1.50-1.84 | 298,531 |
| Income to Poverty Ratio 1.85-1.99 | 120,248 |
| Income to Poverty Ratio 2.00+ | 2,680,665 |

SCHOOL ENROLLMENT (ACS)



POVERTY LEVELS (ACS)

Below Above Total

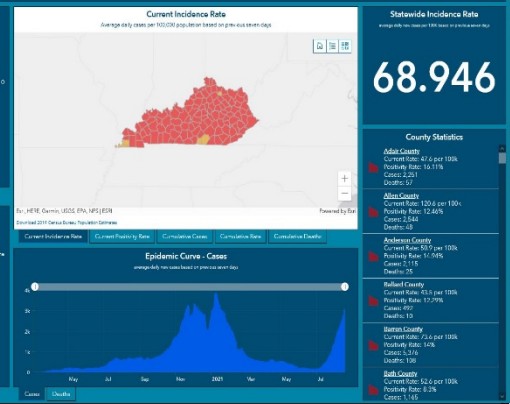
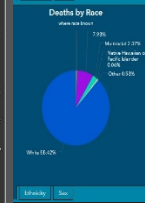
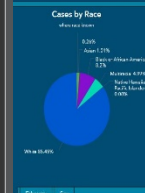
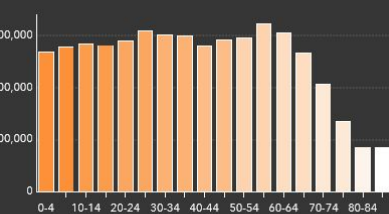
| | | | |
|-------------------------------------|---------|-----------|-----------|
| Total | 303,753 | 1,424,928 | 1,728,681 |
| Married Couple Families | 59,559 | 777,039 | 836,598 |
| Other Families w/Male Householder | 17,103 | 65,660 | 82,763 |
| Other Families w/Female Householder | 76,969 | 139,379 | 216,348 |
| Nonfamilies w/Male Householder | 63,925 | 214,164 | 278,089 |
| Nonfamilies w/Female Householder | 86,197 | 228,686 | 314,883 |

NO HEALTH INSURANCE COVERAGE (ACS)

% Total

| | | |
|----------------------|------|---------|
| Population <19 | 0.9% | 41,127 |
| Population Age 19-34 | 2.4% | 104,581 |
| Population Age 35-64 | 2.7% | 117,739 |
| Population Age 65+ | 0.1% | 1,969 |

POPULATION BY AGE



| | | |
|--|---|---|
| Masks (N95) Current: 424,401 Yesterday: 424,401 | Masks (KN95) Current: 498,638 Yesterday: 498,638 | Face Shields Current: 745,301 Yesterday: 745,301 |
| Gowns Current: 2,486,465 Yesterday: 2,486,465 | Tyvek suits Current: 6,715 Yesterday: 6,715 | Hand Sanitizer Current: 221,535 Yesterday: 221,535 |



ESRI SAG Award 2021

Special Achievement in GIS Award

2021 SAG Award Winners

[2021 SAG Award Winners List](#) » [Learn More](#)

Commonwealth Office of Technology and Kentucky Health Dept, Kentucky Emergency Management, Kentucky Infrastructure Authority, Kentucky Transportation Cabinet

Project Goal

The Kentucky Emergency Management GIS/IT Workgroup has supported the Kentucky COVID-19 response effort since early March, 2020. Geospatial technologies are being used to visualize the distribution and rate of cases, track response-related assets, monitor health care facilities and the infrastructure they depend upon, and observe economic trends.

[Learn more about us](#)

Learn more about our application: [Site 1](#)

Business Problem Solved

GIS has allowed the workgroup to communicate effectively and efficiently with leadership and with the general public.

Technology Implemented

Multiple tools in the Esri stack of solution are being utilized for this effort. Everything from Desktop and Pro to Enterprise and AGOL.

Development Team Biography

The following entities are playing key roles in the response effort: Commonwealth Office of Technology, Kentucky Emergency Management, Department for Public Health, Kentucky Transportation Cabinet, Kentucky Infrastructure Authority.



[View larger image](#)



[View larger image](#)

Procurement & Logistics Management

- Building the Business Model
- Data Driven Decisions
- New Madrid Preparedness
- Internal Staffing by ESF Partners
- Cradle to Grave Supply Chain Tracking
- Hundreds of Movements Per Week – PO, Delivery Order, Invoicing, Shipping, Status, Delivery
- Push – Pull Logistics
- Warehousing, Inventory
- Crisis Planning
- Audit Policies



Warehouse Operations



By the Numbers

- 1,762 Entries in the Vendor Tracking System
- Acquired a 120 PPE Surge Stockpile
- Processed 4,600 PPE Resource Requests
- Completed over 3000 local PPE Shipments
- Over 29,500 Daily PPE Tracking Reports
- 17.8 Million Pieces of PPE Distributed across the Commonwealth
- Supported 15 DPH Regional Distribution Sites
- Over 38,500 Daily Capacity Reports
- Projected CARES ACT Expenditures \$84 Million for PPE, Testing, Logistics, Operations



Battelle Mask Decon System



Crisis Planning

- SEOC Extended Operations
- Virtual EOC Operations
- Extended Procurement Operations
- Continuing Logistics Management
- Distribution Management
- Mass Testing Mobile Drive-Thru Operations
- Traffic and Security Support for Drive-Thru Testing Site
- Contract Tracing
- Alternate Care Facility Framework
- Medical Surge Staffing
- Surge Patient Transport Planning
- Mass Vaccine Distribution
- Non-congregate Sheltering Framework
- Long-term Resiliency and Recovery Operations
- Covid-19 Recovery Funding
- Natural Death Surge Operations
- VOAD Operations
- Pandemic Preparedness Training and Exercise Framework
- Future Operations



Mobile Testing Sites



KY National Guard



KEC Alternate Care Facility Alternate Care Facility



Governor's Vaccine Task Force

COVID-19 Vaccine Management Task Force Accomplishments and Impact



| | | | | | | |
|---------------------------|-----------------------------|-----------------------------|---------------------|-------------------------|----------------------|------------------------------|
| 2.1+ million | 576+ | 1,376 | \$94 million | 130+ | \$500 million | 300+ |
| Unique persons vaccinated | Vaccination sites activated | Eligible providers enrolled | FEMA funds awarded | Daily Reports generated | CDC grants awarded | Targeted vaccination efforts |

VACCINATION SITES

| | |
|------------------------------------|--|
| 6 Mass sites | 61 Local Health Departments |
| 230+ Independent pharmacies | 97 Kroger sites able to order vaccine |
| 87 FEMA hub and spoke sites | 99 Walmart pharmacy locations |

LEADING TO...

| | |
|--|---|
| 29,000+ Vaccinations provided at UofL Cardinal Stadium | 3,890 Vaccinations provided at FEMA sites |
| 2,896 Vaccinations provided at Whitney Young Elementary | |
| 88% of patients returned for their second dose | |

PARTNERSHIPS

| |
|--|
| 27+ Federal, state, and local partners engaged |
| wild health. CDR MAGUIRE Humana |
| NORTON HEALTHCARE Kroger University of Kentucky |

| | |
|--|---|
| 11,402 KY Lottery Cash Ball 225 coupons redeemed | 954 Responses to Available Appointments survey from vaccine providers |
| 30+ Strike-team vaccination outreach efforts statewide | 66 Requests from LHDs for geospatial county profiles |

INFORMING THE PUBLIC

| | |
|---|--|
| 250+ COVID-19 Media Briefings by Governor Beshear | 1,250 Public signage locations across the state |
| 57 Longform profiles and key message videos produced | 250 Print ads in magazines and local newspapers |
| 61+ million Impressions for all digital media | |

TARGETED OUTREACH

| | |
|---|---|
| 4 Translated languages covering public materials and outreach events | 10 Vaccine Distribution Update events with |
| 5 Audio and digital spots targeting the 12-17 age group | 450 Total attendees |

| | | | | | |
|-------------------------|---|--|---|---------------------------------------|------------------------|
| DATA AND SYSTEMS | 6 million Text and email notifications sent to | 500,000+ Find-A-Vaccine subscribers | 30+ Demographics Reports created | 2,862 Peak calls managed by 75 | 1 managed staff |
|-------------------------|---|--|---|---------------------------------------|------------------------|



Vaccine Distribution



Governor's Vaccine Task Force

Task Force Workstream Accomplishments: Partnership Logistics



Our Accomplishments and Deliverables

FEMA Funding

Custodian of FEMA Stafford Act funding allocated for vaccination site initiatives. Processed provider reimbursements for vaccination activities authorized by the funding stream.

FEMA sites

Wild Health and CDR Maguire supported Hybrid Hub and Spoke vaccination site model leveraging Sprinter vans for mobile vaccination capability approved by FEMA for Henderson and Laurel counties.



Site Surveys

Completed comprehensive site surveys to determine suitability of proposed vaccination site locations and venues.

Operations Planning

Reviewed operations plans for proposed mass vaccination sites ensuring compliance with federal and state directives, facilitating timely site activation.



Site Logistics Coordination

Coordinated logistics for mass vaccination sites to facilitate smooth operations and a positive experience for patrons.

Vaccination Site Proposals

Received and reviewed proposals from five prospective vaccination site contractors and vetted with Executive Leadership to balance feasibility of operationalizing with good stewardship of taxpayer dollars.



Mike Dossett

Impact By The Numbers

*Provided logistics and oversight for 2 FEMA federally supported health equity hub vaccination sites in Henderson and London, administering **3,890** vaccinations over **6** weeks of operation*

*Completed **21** surveys of prospective vaccination sites*

*Provided logistics and oversight for 4 Kroger mass vaccination sites, administering **128K** vaccinations over **14** weeks of operations*

*Reviewed and approved OPLANS for **10** prospective vaccination sites*




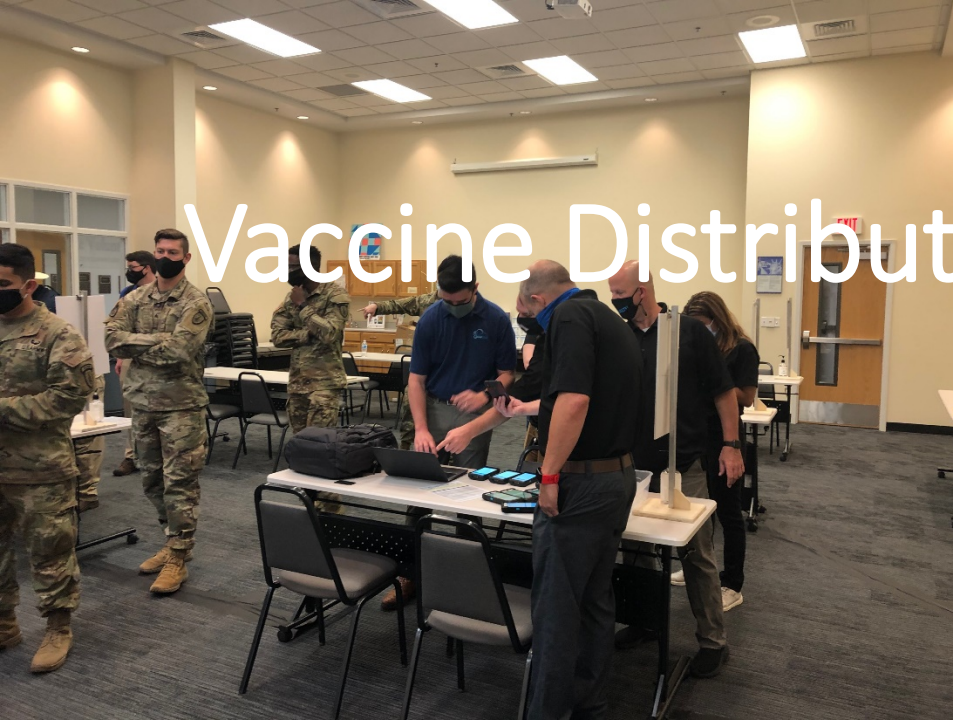
*Over **29,000** vaccinations provided at UofL Cardinals stadium mass site over seven weeks of operation*

*Managed **\$94MM** in FEMA funds supporting vaccination site operations*

*Hosted weekly State Logistics Group meetings with representatives from **10** state cabinets*



Vaccine Distribution





Areas for Improvement

- National PPE Supply Chain
- Fed Data Reporting Guidelines
- Clarity in Fed Leadership
- Standardized Reimbursement Guidelines
- Internal ESF Distribution Management Plans
- Reliability of field Data
- Technology Gaps

Be a Vaccine Champion

A **SHOT** OF
HOPE.



Your vaccine facts: kycovid19.ky.gov

